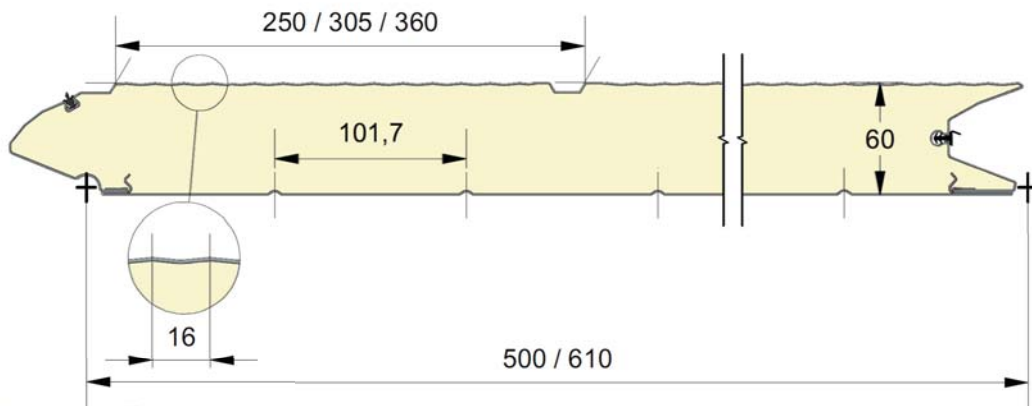
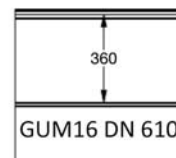
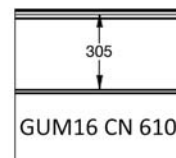
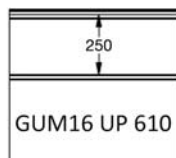
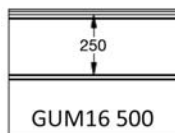


Panneau anti-pince-doigts à face extérieure pourvue d'une gorge et micro-nervurée 16mm.  
 Disponible en hauteurs 500 et 610mm.  
 Face intérieure lignée, embossée Stucco, RAL 9010.

# PANNEAU GUM16



REFERENCE	HAUTEUR	EMBOSSAGE
951	500	Lisse
952	610 CN	Lisse
953	610 UP	Lisse
954	610 DN	Lisse



## COULEURS

	9016 P	7016 P
500	●	○
610	●	

● = Standard ○ = Option (min. 100 m<sup>2</sup>)

## EMBOSSAGES



YOUR NEEDS. OUR PANELS.